

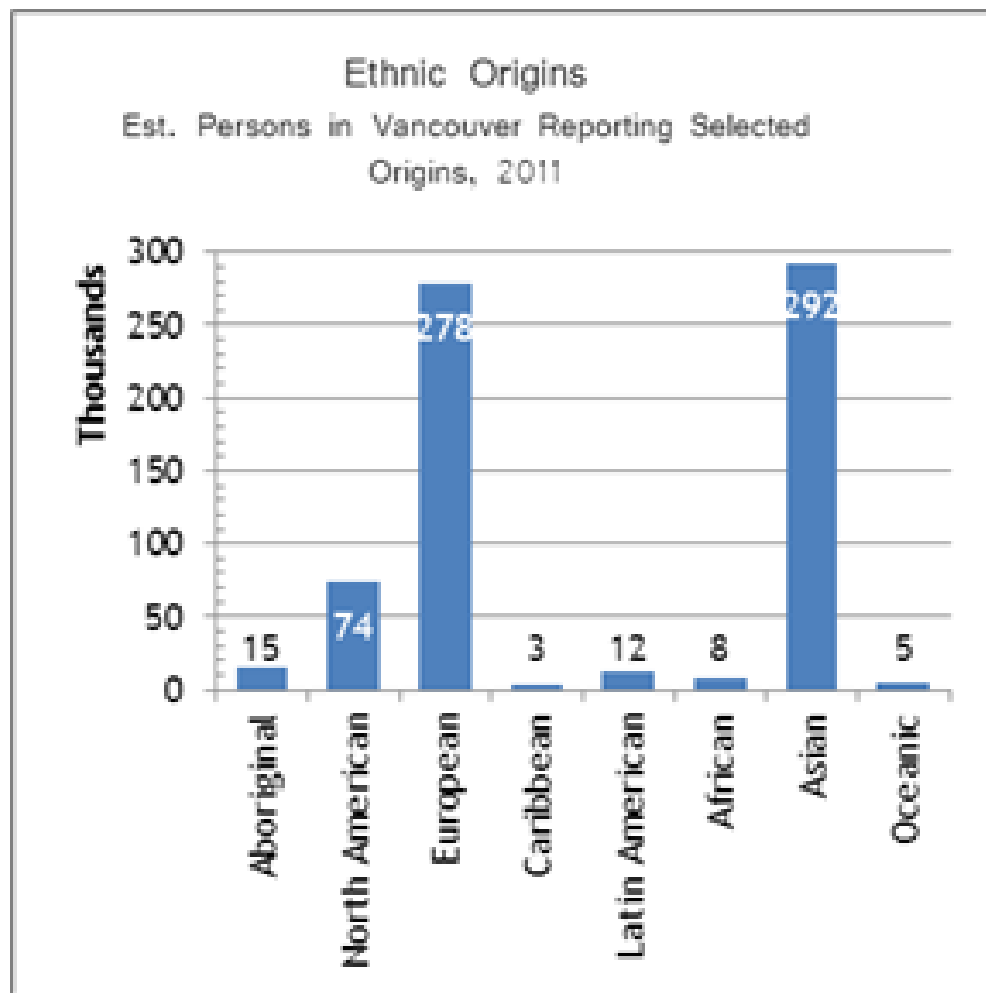


Immigration in Vancouver

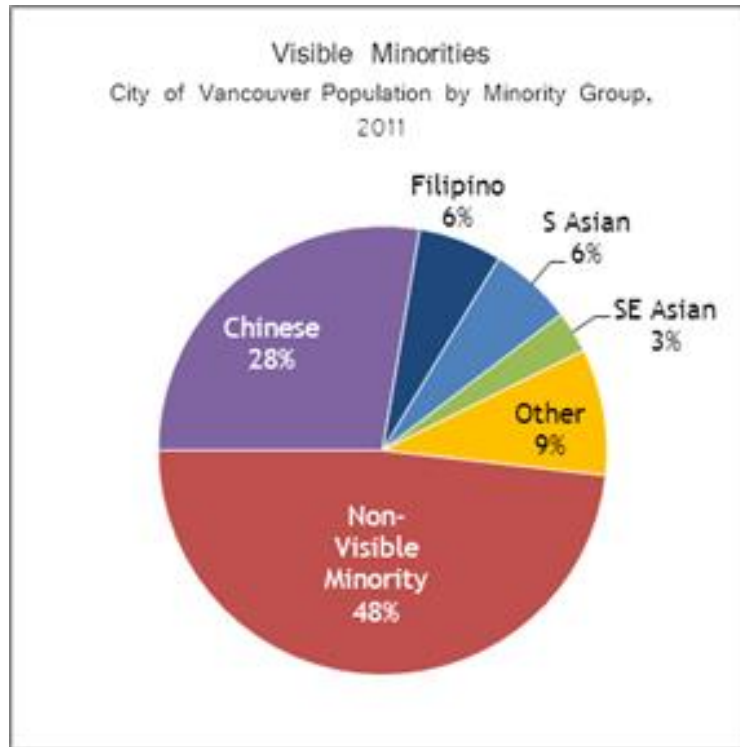
- Vancouver is Canada's 2nd most popular municipality for immigrants
- 46% of Vancouver residents are foreign born and 50.2% have a non-English mother tongue
- By 2017, 54% of Greater Vancouver residents will become a 'visible majority'



Ethnic Origins of Vancouverites



Ethnic Groups in Vancouver



Destination Vancouver

- In 2011, 44 per cent of the city's population was born outside of Canada
- More than half of that population arrived in Canada since 1991.



Global Population, Global Economy

- Vancouver ranks as 4th overall in FDI Intelligence's 2013/2014 American Cities of the Future report, and the #1 'large' city. (New York, Toronto, Montreal all counted as 'major' cities).



Foreign Equity Investment

- Foreign equity Venture Capital investment into the city of Vancouver from 1997 to 2011:
 - over \$2B dollars
 - average of \$140M per year



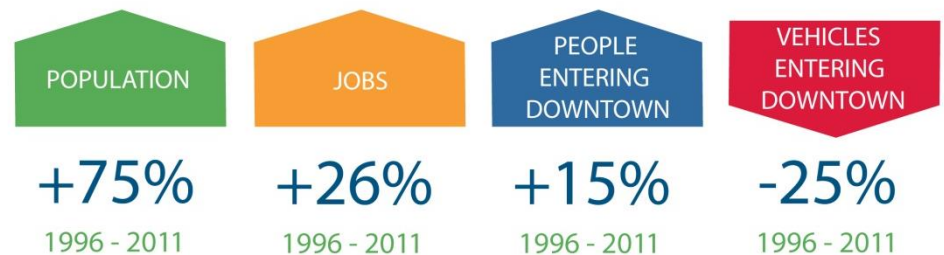
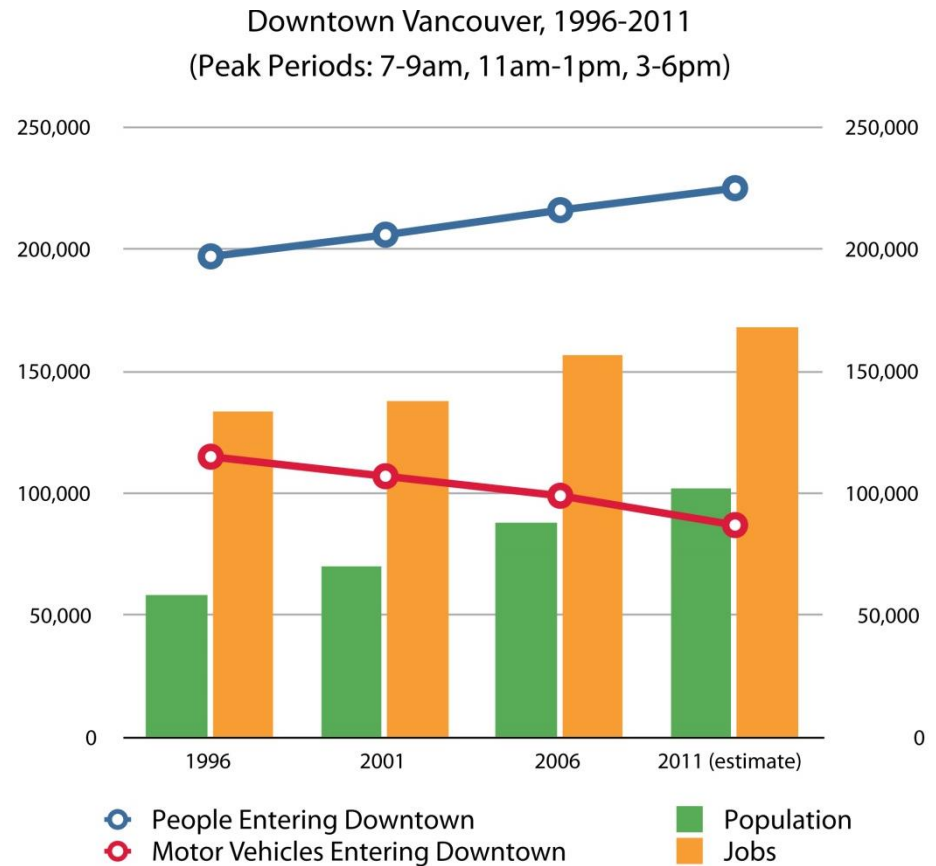
World Class Infrastructure

- Vancouver ranks 3rd in the Americas for FDI infrastructure for large cities



Support for Density in the Urban Core

Downtown trends (1996-2011)



Source: City of Vancouver estimate based on Census data and screenline counts

Supporting Local

- Growing clean-tech sector in Vancouver exporting products and services
- Growing interest in local food



Ongoing Work

- Capacity For Additional Growth: No outward expansion
- Fossil Fuel Exports: Not aligned with brand
- Cultural Differences: ex: definition of “Green City”
- Communication: City messages translated into multiple languages
- Affordability: ongoing work to develop housing options

