



PORT *of* HOUSTON AUTHORITY

All US Ports - Loaded Container TEUs 2014

Rank	Port	Exports	Imports	Total	Share %
-	All US Total	12,381,198	19,077,901	31,459,098	100.0%
1	Los Angeles	1,705,298	4,186,636	5,891,934	18.7%
2	Long Beach	1,396,717	3,536,257	4,932,974	15.7%
3	New York	1,354,918	2,921,069	4,275,987	13.6%
4	Savannah	1,252,062	1,345,829	2,597,891	8.3%
5	Norfolk	950,533	981,124	1,931,657	6.1%
6	Houston	879,840	753,829	1,633,670	5.2%
7	Oakland	784,610	824,302	1,608,911	5.1%
8	Charleston	682,548	742,763	1,425,311	4.5%
9	Tacoma	518,806	816,963	1,335,769	4.2%
10	Seattle	357,736	424,435	782,171	2.5%

RECORD-SETTING PERFORMANCE IN 2013

2013 Port Authority Records

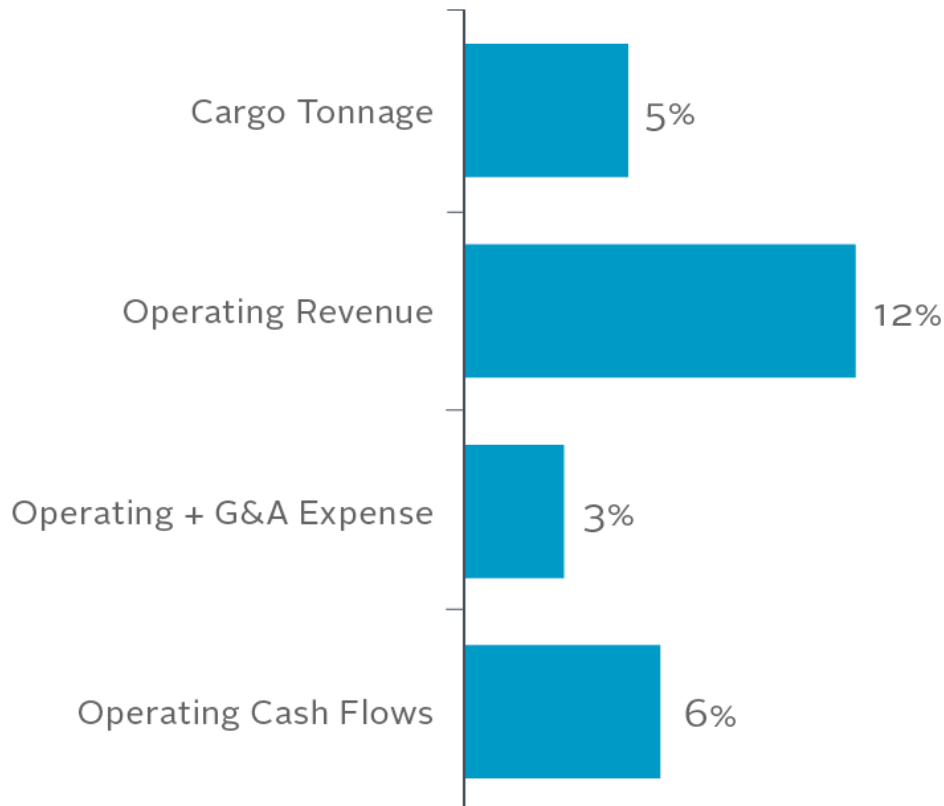
- 36 million tons of cargo
- 1.95 million container TEU throughput
- Operating revenue – \$234 million
- Cash flow – \$90 million

National Rankings

- # 1 U.S. port by foreign waterborne tonnage – 163M tons
- # 1 U.S. port in petroleum, steel and project cargo
- # 7 ranked U.S. container port by total TEUs

STRONG GROWTH CONTINUES IN 2014


September 2014
Year-Over-Year Change




YEAR-TO-DATE GROWTH DRIVERS

- Over 28 million tons of cargo handled
 - Driven by loaded container and steel imports
- Operating Revenue exceeds \$195 million
 - Strong volume growth
 - Real estate returns
- Expenses total \$155 million
 - Operating Expense up 4% due to higher loaded container volume
 - G&A down 2% due to focus on spending
- Operating Cash Flows exceed \$89 million

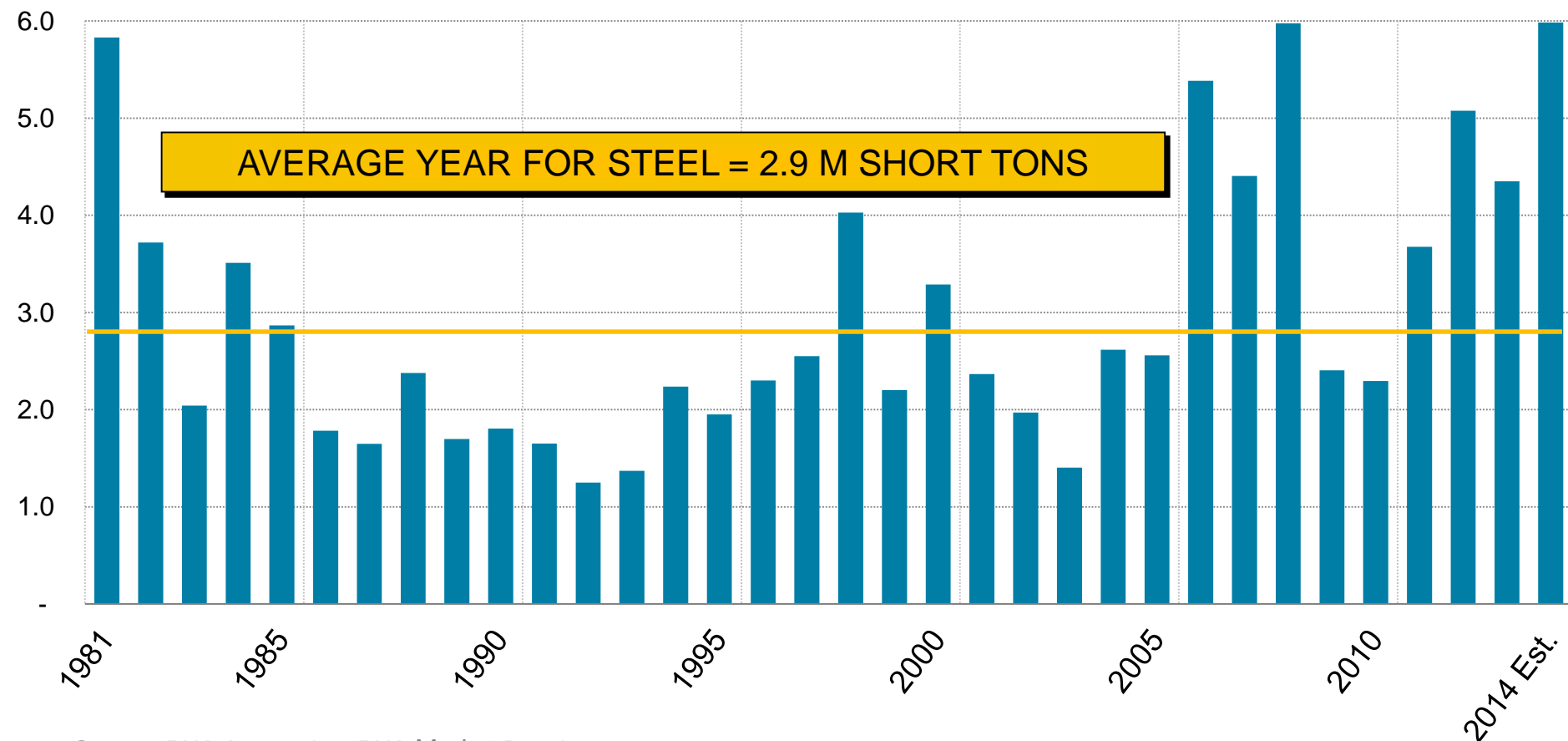
2014 PERFORMANCE (Q3 YEAR TO DATE)

Loaded Container TEUs  4%

Container Operating Revenue  10%

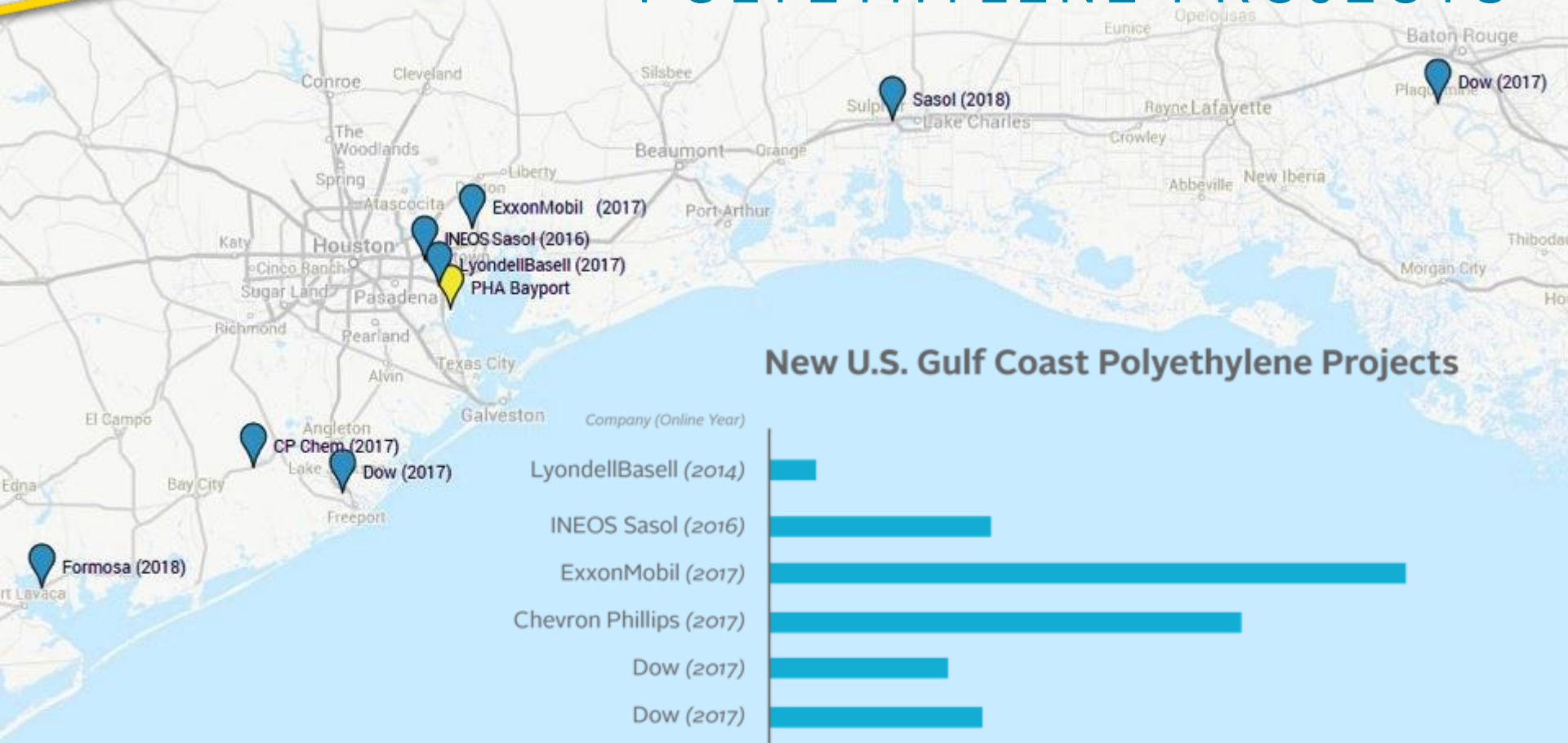
RECORD YEAR FOR STEEL IN 2014

Port of Houston Authority Steel Imports 1981 - Present
Units: Millions of Short Tons

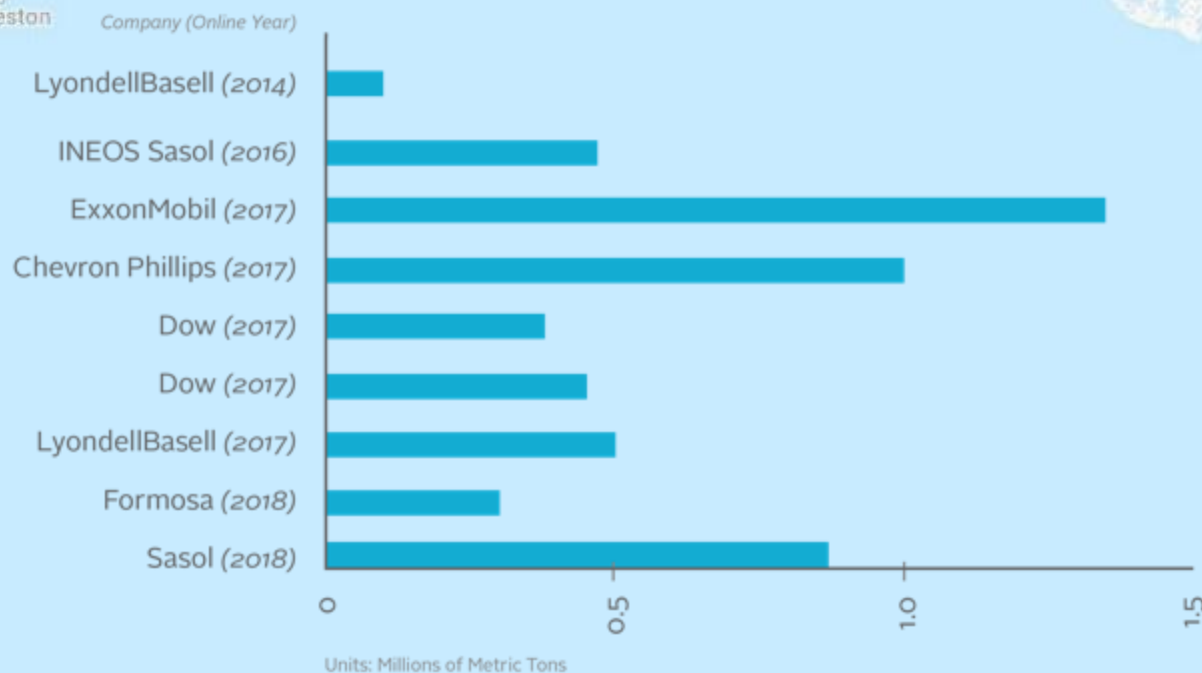


Source: PHA Accounting, PHA Market Development

NEW GULF COAST POLYETHYLENE PROJECTS

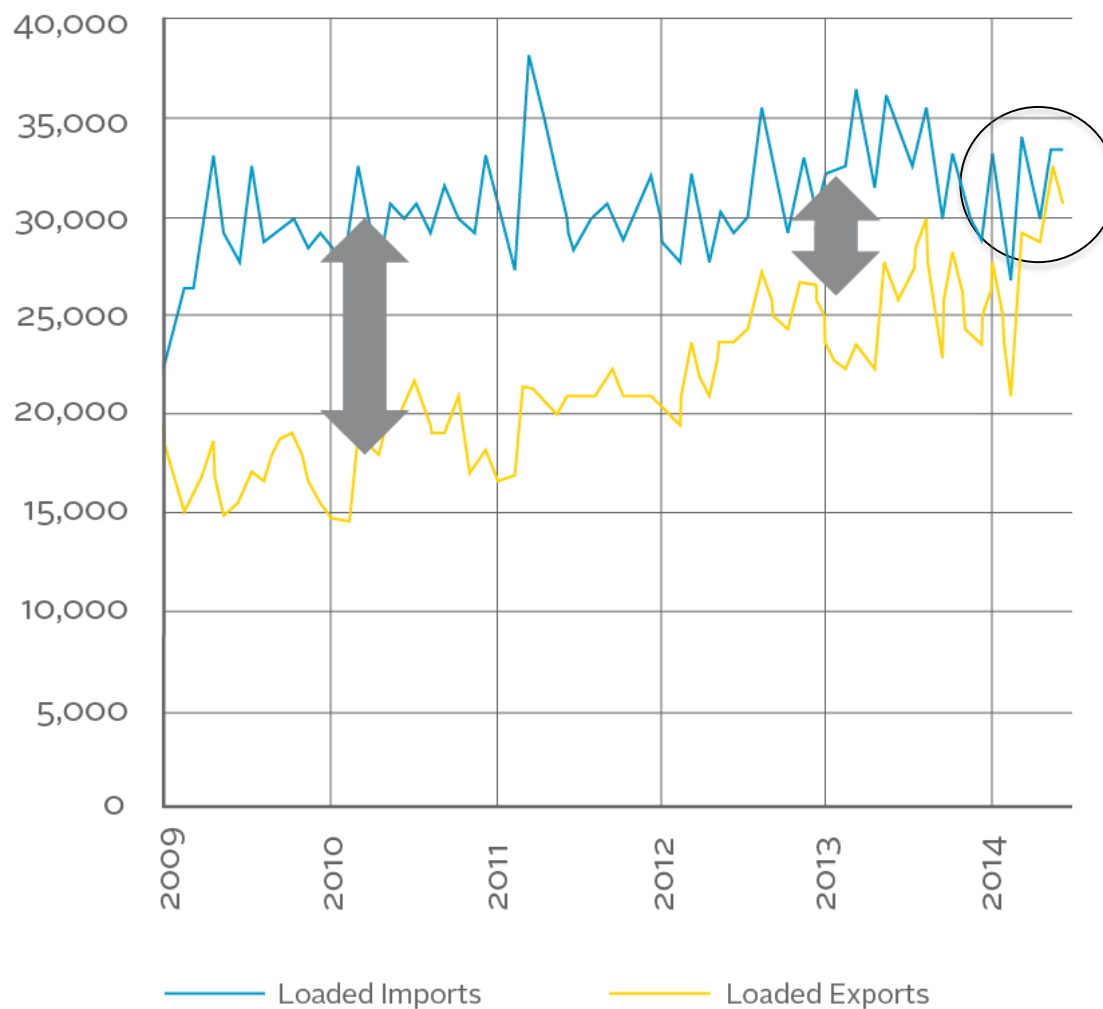


New U.S. Gulf Coast Polyethylene Projects



Gap Between Loaded Imports and Loaded Exports Closing

Units by Type at PHA Bayport and PHA Barbour's Cut Terminals
Units (Not TEUs)



Future of U.S. Ports (challenges and opportunities)

- Dealing with larger ships
- Expanding terminals
- Dealing with megaships chassis availability
- Infrastructure



THE ART & SCIENCE OF BUILDING

PORTS TRADE AND LOGISTICS

PRESENTED TO: ULI

MAY 13, 2015

SC Inland Port: A New & Innovative Rail Solution



- Located in Greer, SC.
- 212 Miles inland.
- SCPA owned & operated.
- Served by Class 1 railroad NS.
- On Interstate 85.
- Contiguous to GSP airport.
- Offering 4-modal convergence.


SOUTH CAROLINA PORT AUTHORITY



SOUTH CAROLINA PORT AUTHORITY



SOUTH CAROLINA PORT AUTHORITY



SOUTH CAROLINA PORT AUTHORITY



WINTERHAVEN SITE PLAN



SITE PLAN
N.T.S.



PRELIMINARY

<div> <div>CLAYCO</div> <div>THE ART & SCIENCE OF BUILDING</div> <div>300 N. WACKER DRIVE CHICAGO, ILLINOIS 60601 PH: 312.555.5247 FX: 312.425.1800</div> </div>	
Architect	FORUM
Civil Engineer	CONSULTANT NAME
Structural Engineer	CONSULTANT NAME
Landscape Architect	CONSULTANT NAME
Interior Architect	CONSULTANT NAME
M/E/P Engineer	CONSULTANT NAME
<div> <div>PROJECT:</div> <div>WINTER HAVEN, ILC MASTERPLAN</div> <div>Developer</div> </div>	
<div> <div>DRAWING ISSUE</div> <div>10/02/14</div> <div>Description</div> <div>Date</div> </div>	
<div> <div>Drawing Title</div> <div>ENLARGED PARK PLAN</div> <div>Drawing No.</div> <div>SK-1A</div> </div>	
<div> <div>Copyright © 2014 Forum Studio, Inc.</div> </div>	

WINTERHAVEN AERIAL



CONNECTIVITY



PORT OF CHARLESTON, SC TO SAVANNAH, GA: **108 MILES**

PORT OF CHARLESTON, SC TO JACKSONVILLE, FL: **239 MILES**

SAVANNAH, GA TO JACKSONVILLE, FL: **139 MILES**

SAVANNAH, GA TO WINTERHAVEN, FL: **326 MILES**

JACKSONVILLE, FL TO WINTERHAVEN, FL: **186 MILES**

WHAT IS THE MIDWEST INLAND PORT?

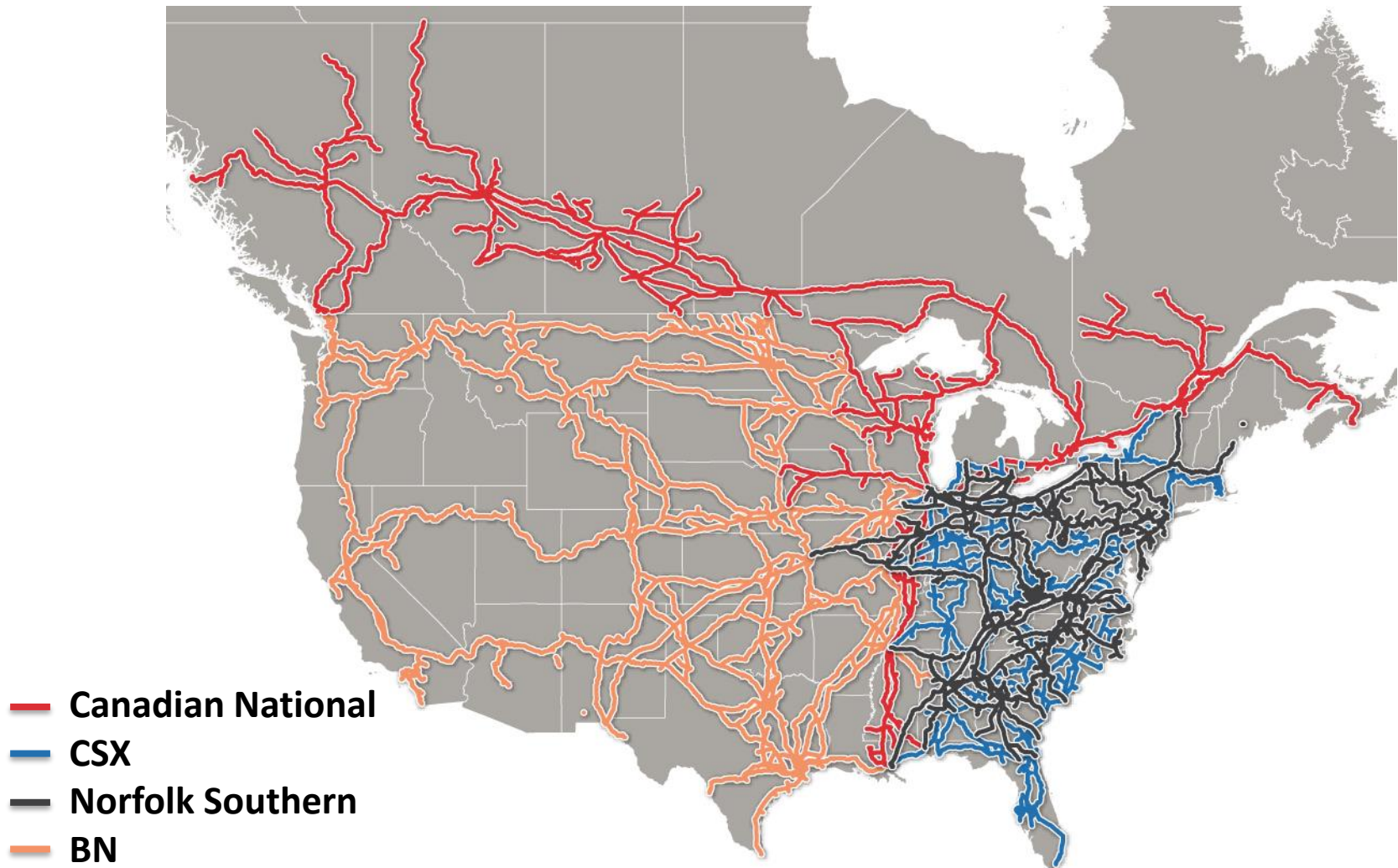
A multi-modal hub located in Decatur consisting of:

- Intermodal Ramp
- 3 Class 1 Railroads
- 5 Major Roadways
- Airport

The Midwest Inland Port offers:

- Foreign Trade Zone
- Customs Clearing
- TIF & Enterprise Zone
- Market Proximity

RAIL ACCESS FROM COAST TO COAST





WHO IS THE TARGET MARKET?

- Local and regional businesses
 - Cost savings result in area businesses becoming more competitive which ultimately leads to growth
- International and domestic businesses
 - Need good mix of importers/exporters for a fluid match-back program
 - Manufacturers, warehouses, consolidation/de-consolidation centers, distribution centers

CLAYCO

THE ART & SCIENCE OF BUILDING

CONTACT US

Jim Ford

P 312-229-6441

E fordj@claycorp.com