

Was your Product Council meeting(s) relevant to you in the current environment?

Answer	percentage(%)	Count(N)
Yes	93%	816
No	0%	1
Somewhat	7%	57
Total	100%	874

Was the format of your Product Council meeting(s) engaging?

Answer	percentage(%)	Count(N)
Yes	87%	757
No	1%	8
Somewhat	12%	109
Total	100%	874

Did you feel invited to participate during the meeting (s)?

Answer	percentage(%)	Count(N)
Yes	88%	766
No	1%	11
Somewhat	11%	93
Total	100%	870

Did you feel respected and valued by your fellow Council members?

Answer	percentage(%)	Count(N)
Yes	96%	824
No	0%	2
Somewhat	3%	29
Total	100%	855

Did you Product Council leadership team ensure high quality participation/Council membership?

Answer	percentage(%)	Count(N)
Yes	95%	825
No	1%	5
Somewhat	5%	43
Total	100%	873

Did you Product Council leadership team ensure high quality programming?

Answer	percentage(%)	Count(N)
Yes	95%	830
No	0%	1
Somewhat	5%	43
Total	100%	874

Did you Product Council leadership team communicate with you adequately about the meeting(s)?

Answer	percentage(%)	Count(N)
Yes	96%	841
No	0%	0
Somewhat	4%	33
Total	100%	874

Did you Product Council leadership team develop a meeting(s) that met your expectations?

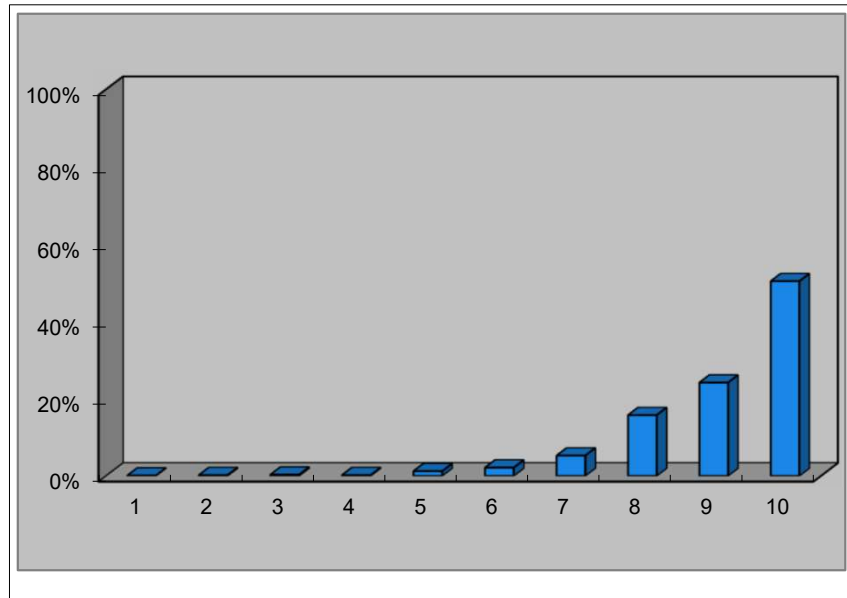
Answer	percentage(%)	Count(N)
Yes	90%	790
No	1%	9
Somewhat	8%	74
Total	100%	873

Did you Product Council leadership team include you in the planning of the meeting(s)?

Answer	percentage(%)	Count(N)
Yes	68%	535
No	16%	124
Somewhat	16%	126
Total	100%	785

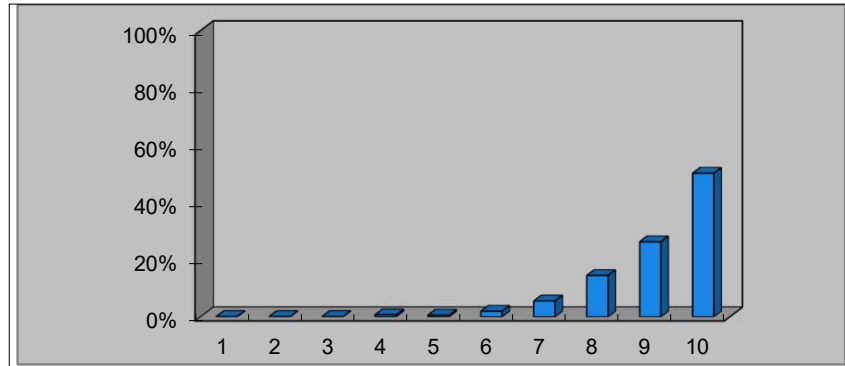
Please rate the quality of Meeting Content

Answer	percentage(%)	Count(N)
1	0%	1
2	0%	2
3	0%	3
4	0%	2
5	1%	11
6	2%	19
7	5%	46
8	16%	137
9	24%	210
10	50%	438
Total	100%	869
Mean	9.07	



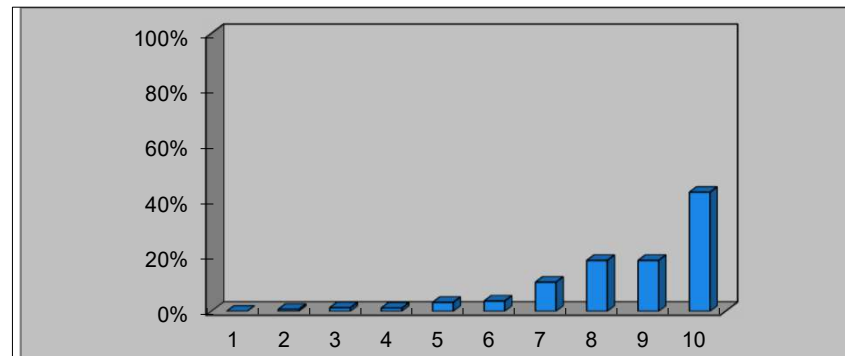
Please rate the quality of Speakers

Answer	percentage(%)	Count(N)
1	0%	1
2	0%	1
3	0%	1
4	1%	6
5	1%	5
6	2%	17
7	6%	48
8	14%	125
9	26%	227
10	50%	434
Total	100%	865
Mean	9.11	



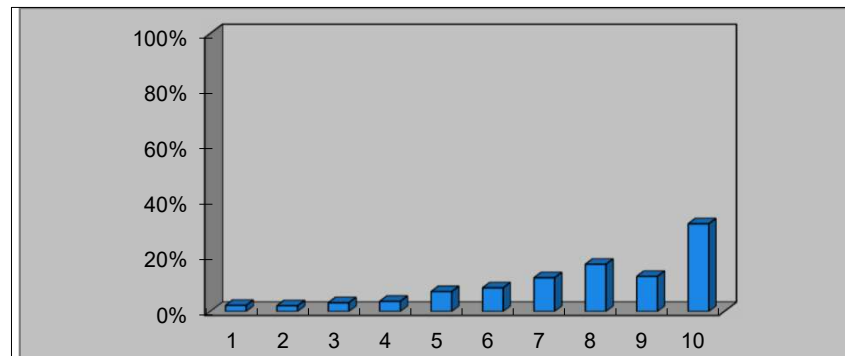
Please rate the quality of Information Exchange

Answer	percentage(%)	Count(N)
1	0%	0
2	1%	6
3	1%	11
4	1%	10
5	3%	28
6	4%	32
7	10%	91
8	18%	159
9	18%	159
10	43%	372
Total	100%	868
Mean	8.61	



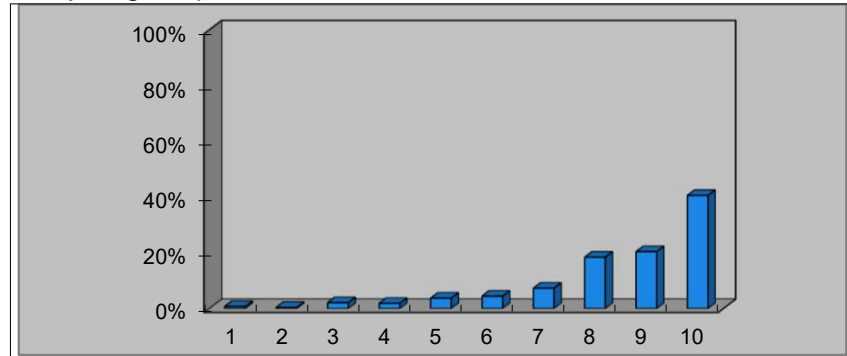
Please rate the quality of Networking/participation among members

Answer	percentage(%)	Count(N)
1	2%	18
2	2%	17
3	3%	26
4	4%	30
5	7%	59
6	8%	70
7	12%	100
8	17%	140
9	13%	104
10	32%	260
Total	100%	824
Mean	7.67	



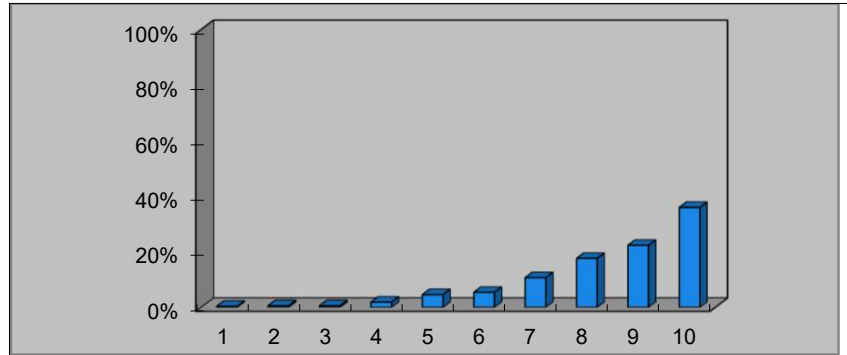
Please rate the quality of Technology features/functionality (breakout rooms, polling, chat)

Answer	percentage(%)	Count(N)
1	1%	6
2	0%	3
3	2%	17
4	2%	15
5	4%	30
6	4%	36
7	7%	59
8	18%	149
9	20%	165
10	41%	328
Total	100%	808
Mean		8.49



Please rate the quality of Communication from ULI

Answer	percentage(%)	Count(N)
1	0%	3
2	1%	5
3	1%	5
4	2%	16
5	5%	39
6	5%	46
7	11%	91
8	18%	150
9	22%	190
10	36%	306
Total	100%	851
Mean		8.43

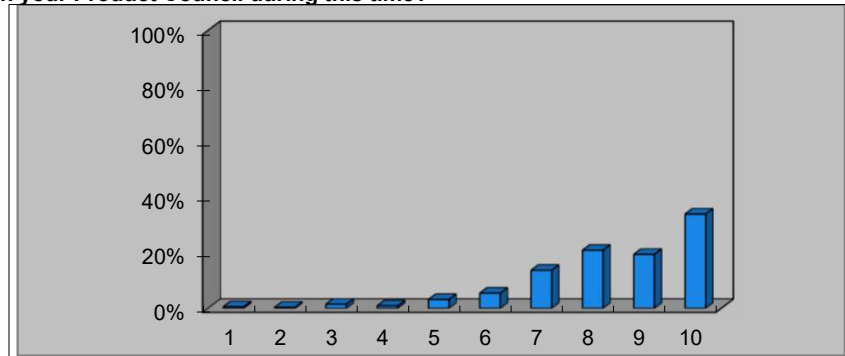


Was there discussion of diversity, equity, and inclusion (DEI) topics in your meeting?

Answer	percentage(%)	Count(N)
Yes	75%	652
No	12%	108
Not Sure	13%	115
Total	100%	875

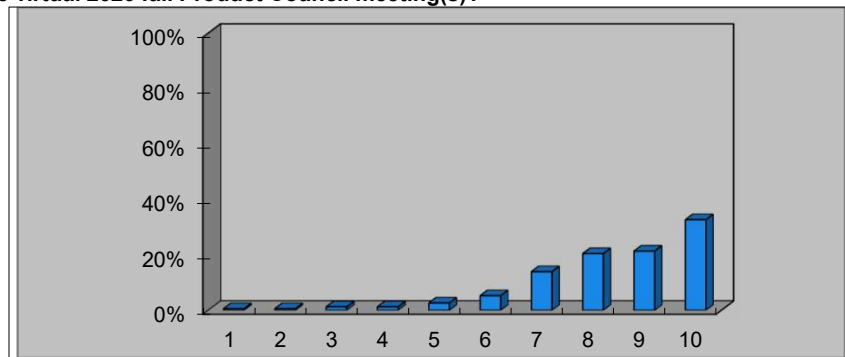
On a scale of 1-10, how would you rate the value of your participation in your Product Council during this time?

Answer	percentage(%)	Count(N)
1	1%	5
2	0%	3
3	1%	13
4	1%	8
5	3%	28
6	5%	48
7	14%	120
8	21%	183
9	19%	170
10	34%	297
Total	100%	875
Mean		8.36



On a scale of 1-10, how would you rate your overall experience with the virtual 2020 fall Product Council meeting(s)?

Answer	percentage(%)	Count(N)
1	1%	5
2	1%	5
3	1%	11
4	1%	11
5	3%	23
6	5%	46
7	14%	122
8	20%	179
9	21%	187
10	33%	286
Total	100%	875
Mean		8.36



Did you attend the opening or closing Product Council Week sessions on Monday, 10/19 and Friday, 10/23, respectively?

Answer	percentage(%)	Count(N)
Yes	12%	107
No	88%	768
Total	100%	875

Did you attend any 2020 ULI Virtual Fall Meeting Sessions

Answer	percentage(%)	Count(N)
Yes (If yes, choose which session(s))	38%	332
No	62%	539
Total	100%	871

Will you go back and watch any sessions “on demand” over the next two months? (Sessions will be available in the virtual meeting platform until December 15, 2020)

Answer	percentage(%)	Count(N)
Yes	61%	195
No	12%	38
Not sure	27%	88
Total	100%	321

Did you attend any virtual roundtables, board rooms, or happy hours in the virtual meeting platform?

Answer	percentage(%)	Count(N)
Yes	11%	36
No	89%	285
Total	100%	321